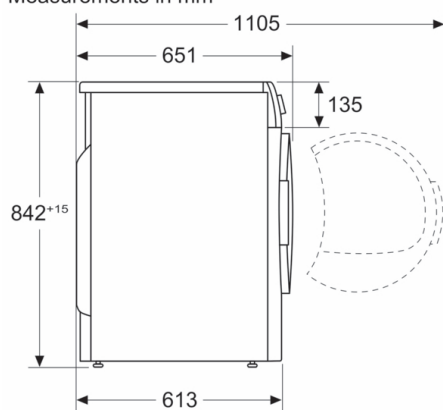
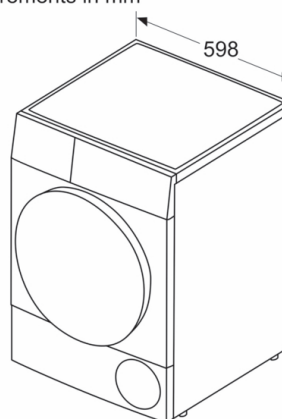


## Series 8, heat pump dryer, 9 kg, Silver inox WQB245BXME

Measurements in mm



Measurements in mm



## Series 8, heat pump dryer, 9 kg, Silver inox WQB245BXME

**An exceptional heatpump dryer with Smart Dry powered by Home Connect. Maximise your energy savings with A+++ -10%\* and the Self Cleaning condenser. Protect your garments with Auto Dry and reduce your ironing pile with Iron Assist.**

- WQB245BXME
- Tumble Dryer with Heat Pump

### Engine Power and Consumption

- Energy Efficiency Class<sup>1</sup>: A+++
- 10% more efficient than energy efficiency class A+++\*\*\*
- Energy<sup>2</sup>: 193 kWh
- Capacity: 1 - 9 kg
- Programme time<sup>3</sup>: 195 min
- Noise level: 61 dB (A) re 1 pW
- Condensation efficiency class<sup>4</sup>: B
- Condensation efficiency<sup>5</sup>: 88 %

### Programmes

- standard programmes: cotton, easy care
- Bed Linen Program: reduces tangling of big items thanks to reversible drum
- Silent Dry: Special program for noise reduced drying
- programmes via app: Woollens finish, Time program cold
- Special programmes: App, Cotton, Bed linens, Shirts/blouses, Cotton Eco, Down wear, Delicates, Towels, Hygiene, Mixed Load, Super Quick 40 minutes program, Sportswear, Synthetic, Timed Program Warm

### Options

- SmartDry
- Speed Perfect: Reduce drying time in selected programmes
- Half Load option: optimizes drying for smaller loads
- Anti crease cycle 120 min at the end of the programme
- Touch control buttons: basic setup, Iron dry, Cupboard dry, Cupboard dry+, end time delay, Half load, Child lock, less ironing, myFavorite, Power button, Remote Start, Low Heat, SmartDry, Start / Reload / Pause, end time delay

### comfort and safety

- selfCleaning Condenser
- Elegant and ergonomically inclined control panel for easy use
- EcoSilence Drive: most energy-saving and quietest motor technology
- load recommendation
- reload indication
- AutoDry technology
- Touch dial w touch button
- Sensitive Drying System: Big Stainless steel drum with textile care structure, soft design paddles
- AntiVibration Design: more stability and quietness
- interior drum light: LED
- Drain Set
- Child-proof lock
- Buzzer to indicate the end of cycle
- Usage meter: counts completed programmes
- Door hinge: right-hand, door hinge: reversible
- porthole chrome, blackgrey
- Metal door closing hook

### Technical Information

- Slide-under height of 85cm
- Dimensions (H x W): 84.2 cm x 59.8 cm
- Appliance depth: 61.3 cm
- Appliance depth incl. door: 65.1 cm
- Appliance depth with open door: 110.5 cm
- Heat pump technology with eco-friendly cooling agent R290

<sup>1</sup> At a range of energy efficiency classes from A+++ to D


<sup>2</sup> Energy consumption kWh per year, based on 160 drying cycles of the standard cotton programme at full and partial load, and the consumption of the low power modes

<sup>3</sup> Programme time of the standard cotton programme at full load

<sup>4</sup> On a condensation efficiency class scale from A to G

<sup>5</sup> Weighted condensation efficiency for the standard cotton programme at full and partial load

**Series 8, heat pump dryer, 9 kg,  
Silver inox  
WQB245BXME**



**Optional accessories**

WMZ20600 : Wool in basket - accessory  
WTZ2750X : Stacking kit with pull-out shelf  
WTZ2751X : Stacking kit  
WTZPW2XD : Platform with pull-out, dryer, cubic

**An exceptional heatpump dryer with Smart Dry powered by Home Connect. Maximise your energy savings with A+++ -10%\* and the Self Cleaning condenser. Protect your garments with Auto Dry and reduce your ironing pile with Iron Assist.**

- The Bosch heat pump dryer is America's most efficient dryer in its class.
- **Self Cleaning Condenser:** keeps the condenser free of fluff to maintain optimal energy efficiency.
- The QuickDry Auto program is perfect for activewear and gently, yet quickly dries clothes.
- Receive cycle status notifications or remote start your washer and dryer with the Home Connect™ app.
- Wrinkle block reduces creasing and wrinkle build-up for up to 2 hours after the end of a program.

**Technical Data**

Built-in / Free-standing : Free-standing  
Removable top : No  
Door hinge : Right reversible  
Color / Material body : Silver inox  
Length electrical supply cord : 145.0 cm  
Dimensions : 842x598x613 mm  
Net weight : 55.8 kg  
Drum volume : 112 l  
Fluorinated greenhouse gases : No  
Hermetically sealed equipment : Yes  
Connection Rating : 600 W  
Fuse protection : 10 A  
Voltage : 220-240 V  
Frequency : 50 Hz  
Drying process : automatic  
Capacity cotton - NEW (2010/30/EC) : 9.0 kg  
Energy efficiency class (2010/30/EC) : A+++  
Energy consumption electric dryer, full load - NEW (2010/30/EC) : 1.60 kWh  
Standard cotton programme time at full load : 195 min  
Energy consumption electric dryer, partial load - NEW (2010/30/EC) : 0.89 kWh  
Standard cotton programme time at partial load : 125 min  
Weighted annual energy consumption, electric dryer - NEW (2010/30/EC) : 193.0 kWh/annum  
Power consumption in off-mode - NEW (2010/30/EC) : 0.30 W  
Power consumption in left-on mode - NEW (2010/30/EC) : 0.30 W  
Duration of the left-on mode - NEW (2012/30/EC) : 15 min  
Weighted programme time : 155 min  
Condensation efficiency class - NEW (2010/30/EC) : B  
Average condensation efficiency full load (%) : 88 %  
Average condensation efficiency partial load (%) : 88 %  
Weighted condensation efficiency for the standard cotton programme at full and partial load : 88 %



4 242005 442522