



REEF ISLAND ISLAND MOUNTED

MODEL

Finish

Stainless Steel and Glass

TECHNICAL DATA

Controls

3s+B Touch Control with Display

N.Motors

1

Blower Airflow (m³/h)

300-900

Pressure (Pa)

450

Noise Level dB(A)

46-63

Absorption (W)

255

Size (mm)

900x600

Lighting

Halo 2x20 W

Version

Duct Out

Duct Size (mm)

150

ACCESSORIES

Grease Filter

GFA included

Charcoal Filter

539.89.906

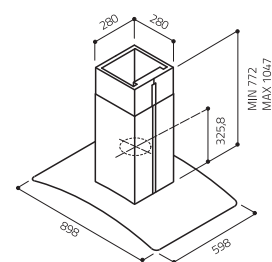
Long Life Filter






539.89.907

71 Reef Island IX/A/90

539.89.615

DIMENSIONS



Performance Energy Saving	User Friendly
 IntensiTime	 Digital Display
 High Performance	 Smart Installation
	 Filter Change Indicator

Dimensions in mm. Dimensional data not binding. We reserve the right to alter specifications without notice.