

**Series 6, Built-in Full Fridge, 177.5 x 56 cm, flat hinge  
KIR81AF30U**



**A++**



**Built - in Refrigerator with 321 l gross capacity and MultiBox provides freshness and much more storage capacity for food.**

- **A++ energy class refrigerator consumes 40% less energy than A energy class.**
- **VitaFresh: vitamin rich fruit & vegetables stay fresh for longer in a climate controlled drawer.**
- **LED lighting: keep your groceries in perfect view.**
- **Easy Access Shelf: pull-out glass shelf gives you better access to the contents of your fridge.**
- **Vario Shelf: Store large items with ease thanks to the split and sliding shelf.**

Built-in / Free-standing: .....	Built-in
Number of compressors: .....	1
Number of independent cooling systems: .....	1
Width of the appliance: .....	558 mm
Height: .....	1772 mm
Depth: .....	545 mm
Net weight: .....	61.2 kg
Min. required niche size for installation (HxWxD):	1775.0 x 560 x 550 mm
Door panel options: .....	Not possible
Door hinge: .....	Right reversible
Number of Adjustable Shelves in fridge compartment: .....	6
Shelves for Bottles: .....	Yes
Frost free system: .....	No
Interior ventilator: .....	Yes
Reversible Door Hinge: .....	Yes
Length electrical supply cord: .....	230.0 cm
Connection rating: .....	90 W
Fuse protection: .....	10 A
Voltage: .....	220-240 V
Frequency: .....	50 Hz
Included accessories: .....	2 x egg tray

2 x egg tray



KSZ10020 Bottle Rack

## **Series 6, Built-in Full Fridge, 177.5 x 56 cm, flat hinge KIR81AF30U**

**Built - in Refrigerator with 321 l gross capacity and MultiBox provides freshness and much more storage capacity for food.**

---

### **Main Characteristics**

- Gross capacity, total: 321 l
- Total net capacity: 319 litres
- Noise level dB(A) re 1 pW: 37
- digital 7 segment
- Dimensions: H 177.2 cm x L 55.8 cm x D 54.5 cm

### **Fridge**

- Net capacity refrigeration zone: 319 l
- Gross capacity cooling 321 l
- Pull out vegetable container, 1cont. hydrofresh w tel. rails
- 7 safety glass shelves of which Bottom shelf, 2 glass plates extendible
- 7 safety glass shelves of which 6 is height adjustable
- 6 door bins
- Dairy compartment
- Supercool function
- AirFreshFilter w. AntiBacteria
- LED
- 1 bottle support grid
- egg tray

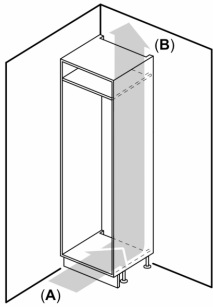
### **Comfort and Safety**

- digital 7 segment
- Acoustic Door Open Warning
- no handle
- Door right hinged, reversible

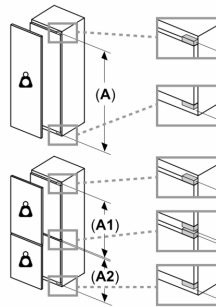
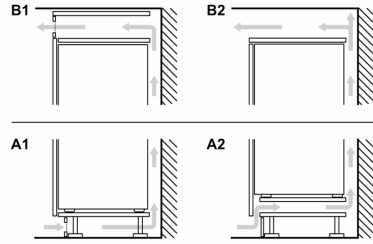
### **Technical Information**

- Energy efficiency class: A++ (116 kWh per year). Actual energy consumption will depend on how the appliance is used and where it is located.
- Climate Class SN-T
- Height adjustable front feet, roles in the back
- Connected load 90 W
- Rated Voltage 220 - 240 V
- Appliance Dimensions (H x W x D): 177.2 cm x 55.8 cm x 54.5 cm

**Series 6, Built-in Full Fridge, 177.5 x 56 cm, flat hinge  
KIR81AF30U**



A: Air inlet  $\geq 200 \text{ cm}^2$ ; Ventilation options  
B: Air outlet  $\geq 200 \text{ cm}^2$ ; Ventilation options



**Maximal permissible weight of the unit fronts**

Fitted unit fronts that exceed the permissible weight may cause damage and result in functional impairment of the hinges

$\Delta$  Weight  
A: Appliance door height including hinges in mm

B: Undamped hinge, unit front in kg

C: Damped hinge, unit front in kg

D: Additional possible load in kg with heavy load kit

A	B	C	D
1500-1750	22	22	B+5 / C+5
720-1400	19	19	
A1	15	19	
A2	15	19	